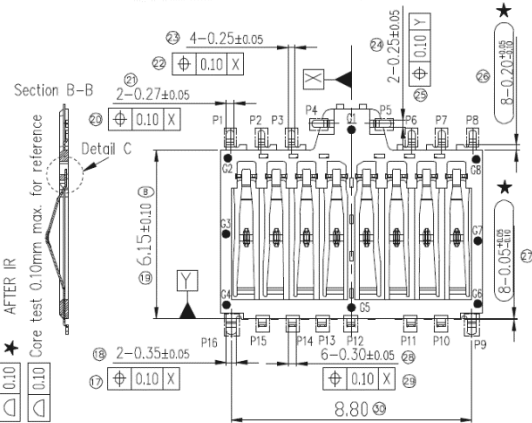
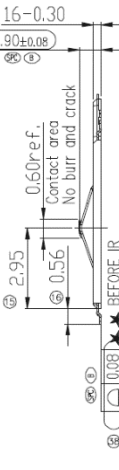
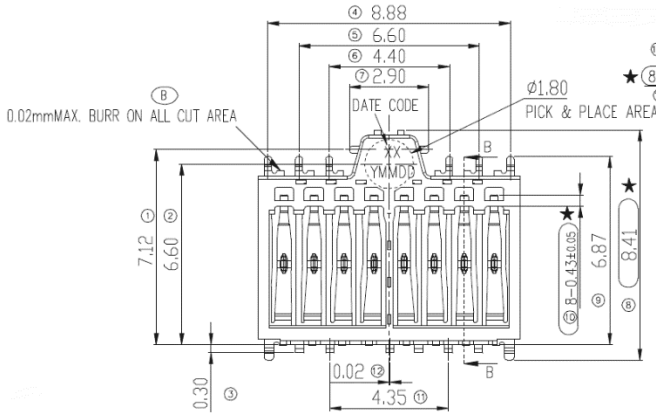



Card reader

PART #: SDB-Z0670-A00

KEY FEATURES

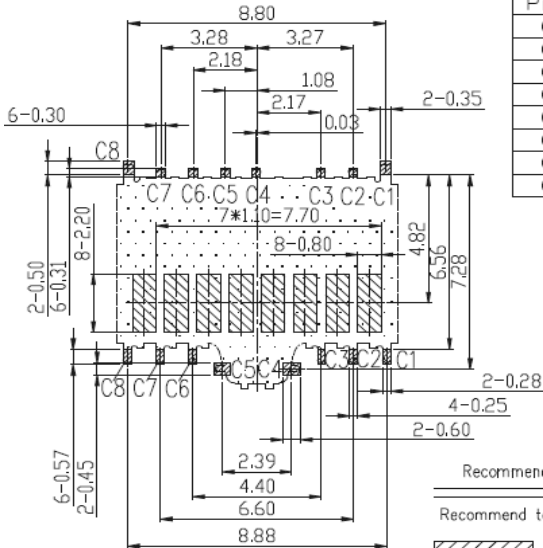
- 13.30Lx11.18Wx1.35H mm
- Stable contact force
- Contact force: 0.20N Min.
- Contacts with Anti-scratching mechanism
- Mechanical lifetime Min. 3000 mating cycles



Solder area P1~P16
No burr on Solder area
Housing flatness G1~G8 $\square 0.10$

SD Block Pin Definition

Pin	NAME
C1	DATA2
C2	CD/DATA3
C3	CMD
C4	VDD
C5	CLK
C6	Vss
C7	DATA0
C8	DATA1



Recommend PCB Layout

- Recommend tolerance: ± 0.05
- Soldering Pad area
 - Keep out area (possibly touch of componets on PCB)
 - Connector outline
 - None solder Pad area

- 1.Touch area of contact tips, No electrical function and only for mechanical function
2. Don't brush Tin pasted on the area during SMT process

